




Page Details:

Hunter's Healthy Bones

Registered Name: Hunter Douglas Heffernan
Nickname: Winks
Birthday: May 31, 2003
Breed: Labrador Retriever
Favorite Treat: Cheese
Favorite Food: Turkey
Favorite Sport: Swimming
Favorite Place To Sleep: In Bed



Ingredients:
1 3/4 cups plain flour
2 tsp. toasted wheat germ
1/2 cup brown sugar
1/4 cup sesame seeds
rind of 1 lemon
1/2 tbsp. butter or margarine
1/2 cup ground walnuts
1/2 tsp. vanilla extract

Directions:
Preheat oven to 375F. Combine all the ingredients. Knead until thoroughly blended. Divide into 6 parts. Roll each into a log. Wrap loosely in wax paper. Freeze. When needed, thaw and slice into 1/2 thick slices (across roll). Place cookies on an ungreased cookie pan. Bake about 12 minutes. Makes 6 - 8 cookies per roll.

- Each Page is designed on an 8.5 x 11" canvas
- Includes Pet Photo
- Includes Pet Profile:
 1. Registered Name
 2. Nickname
 3. Birthday
 4. Breed(s)
 5. Favorite Treat
 6. Favorite Food
 7. Favorite Sport
 8. Favorite Place To Sleep
- Includes a Pet Recipe With Your Pet's Name in Title
- Includes a Pet Biography (up to 250 words):

Where your pet was born, Pets achievements, Talents, Special Awards, etc.

In some cases pet biography's may be on a separate page next to recipe page. This depends on the recipe's ingredients and the length of the directions.

